



National Marine Manufacturers Association

nmma.org

# ECONOMIC SIGNIFICANCE OF RECREATIONAL BOATING IN CALIFORNIA

## CONGRESSIONAL DISTRICT 4

Number of Recreational Boats*	48,483
Recreational Boating Industry Businesses	183
Total Jobs	3,907
Annual Recreational Boating-Related Spending	\$208.5 MILLION





TOTAL ANNUAL ECONOMIC IMPACT OF RECREATIONAL BOATING:

**\$492.5** MILLION

### RECREATIONAL BOATS IN CA-4

TOTAL BOATS\* ▶ 48,483

REGISTERED BOATS	48,483
Power boats	40,730
PWCs	5,201
Sailboats	2,446
Other Boats	106
HOUSEHOLDS PER BOAT	5.6

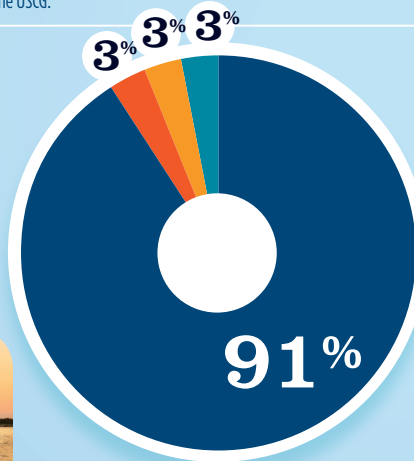


\* Total boats are registered boats as reported by states to the USCG.

### RECREATIONAL BOATING CREATES JOBS IN CA-4

TOTAL BOATING JOBS ▶ 1,494

Boat Building	1
Motor / Engine Mfgr.	52
Accessory / Supplies Mfgr.	39
Dealers / Wholesalers	42
Boat Services	1,360




● BOAT BUILDING †  
● MOTOR/ENG. MFGR.  
● ACC./SUPPLIES MFGR.  
● DLRS/WHOLESALERS  
● BOAT SERVICES



### RECREATIONAL BOATING-RELATED BUSINESSES IN CA-4

TOTAL BUSINESSES ▶ 183

Boat Building	1
Motor / Engine Mfgr.	2
Accessory / Supplies Mfgr.	4
Dealers / Wholesalers	9
Boat Services	167



● BOAT BUILDING  
● MOTOR/ENG. MFGR.  
● ACC./SUPPLIES MFGR.  
● DLRS/WHOLESALERS  
● BOAT SERVICES

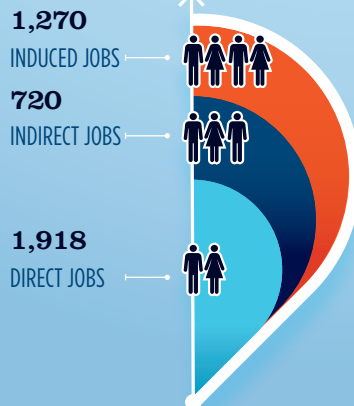


### ESTIMATED JOBS IMPACT OF RECREATIONAL BOATING-RELATED SPENDING IN CA-4

EST. TOTAL JOBS ▶ 3,907

EST. TOTAL LABOR INCOME ▶ \$161.4 MILLIONS

Est. Direct Income	\$65.7
Est. Indirect Income	\$40.1
Est. Induced Income	\$55.6



### RECREATIONAL BOATING INDUSTRY SALES IN CA-4

Boat Building	\$0.3 MILLION
Motor / Engine Mfgr.	\$30.6 MILLION
Accessory / Supplies Mfgr.	\$10.0 MILLION
<b>TOTAL MFGR. SALES</b>	<b>\$40.9</b>
Dealers / Wholesalers	\$19.8 MILLION
Boat Services	\$219.8 MILLION
<b>TOTAL RETAIL &amp; SERVICES SALES</b>	<b>\$239.6</b>

● BOAT BUILDING  
● MOTOR/ENG. MFGR.  
● ACC./SUPPLIES MFGR.  
● DLRS/WHOLESALERS  
● BOAT SERVICES